

# Overview - Public Entities Quarterly Reporting

Approved receipts

45,7 100,0%

Approved spending

27,8 113,9%

Surplus/(deficit)

17,9

☐ R billion

☒ R million

☐ R thousand

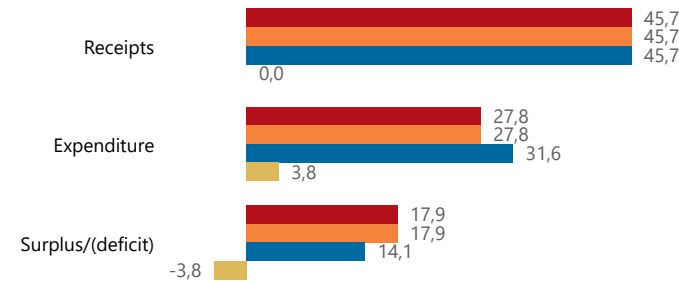


**national treasury**

Department:  
National Treasury  
REPUBLIC OF SOUTH AFRICA

## Consolidation

● Approved ● Forecast ● YTD ● Variance



## Composition of receipts



## Quarter

4

## Cluster

All

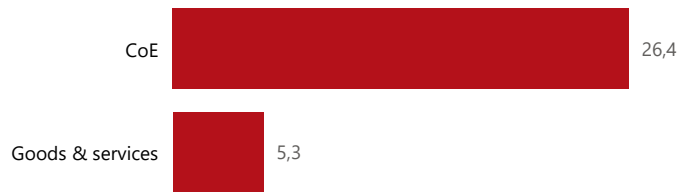
## Department

Traditional Affairs

## Entity

The Commission for the Promotion a...

## Composition of spending



## Functional grouping



## Spending by PFMA schedule



# Public Entities Receipts

Approved sales of G&S

(Blank) (Blank)

Approved transfers

45,7 100,0%



national treasury

Department:  
National Treasury  
REPUBLIC OF SOUTH AFRICA

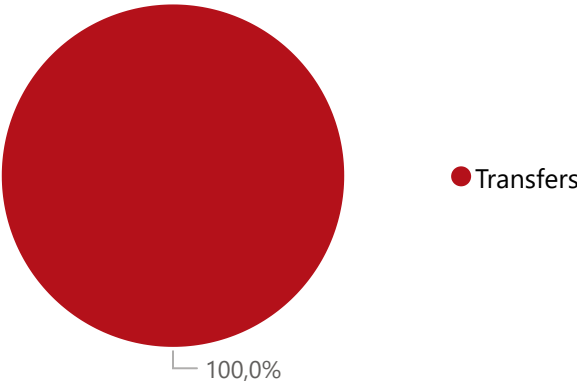
- ☐ R billion
- ☒ R million
- ☐ R thousand

## Actual vs Forecast

● Approved ● Forecast ● YTD ● Variance



## Composition of receipts



## Top 5 Receipts



## Quarter

4

## Cluster

All

## Department

Traditional Affairs

## Entity

The Commission for the Promotion a...

## Top 5 Transfers



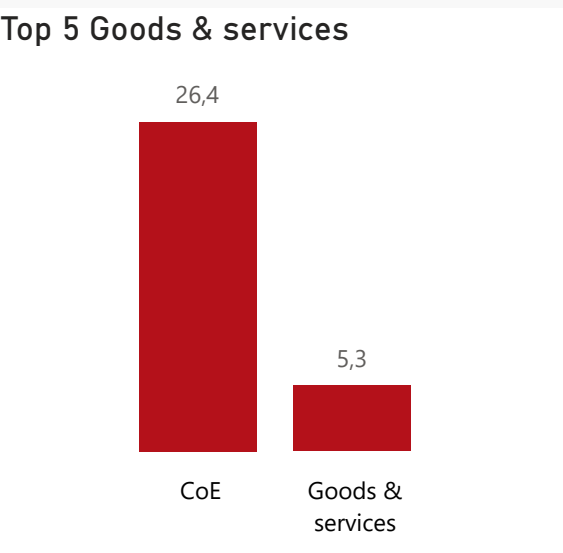
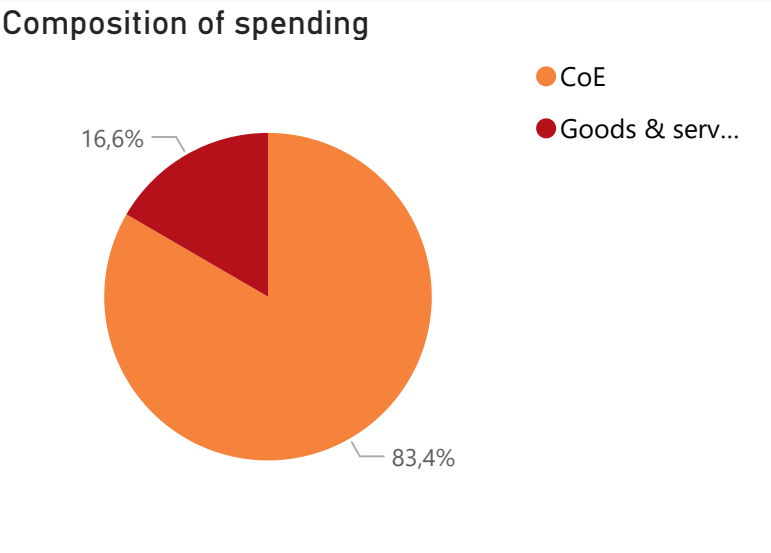
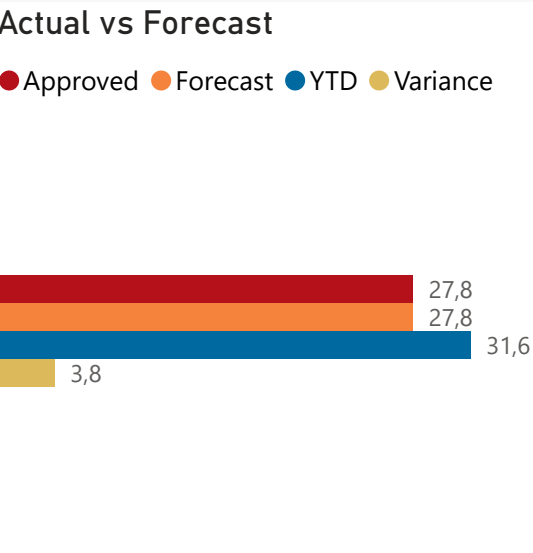
## Receipts

Level 3	Approved	YTD	% YTD
⊕ Transfers	45,7	45,7	100,0%
Total	45,7	45,7	100,0%

# Public Entities Spending

Approved CoE	Approved G&S	Approved transfers
22,5117,0%	5,2100,3%	(Blank)100,0%

- ☐ R billion
- ☒ R million
- ☐ R thousand



## Capital assets

Spending			
Level 3	Approved	YTD	% YTD
⊕ CoE	22,5	26,4	83,4%
⊕ Goods & services	5,2	5,3	16,6%
Total	27,8	31,6	100,0%

Quarter

4

Cluster

All

Department

Traditional Affairs

Entity

The Commission for the Promotion a...